



INTEGRATED INDIAN SCHOOL, KUWAIT

SUMMER HOLIDAY ASSIGNMENT: 2023 - 2024

CLASS : 1

**Sweet as a berry, Summer is merry
Cool fruits and Lemonade**

**A Memory that will never fade
Vacations are always FUN**

Hi Dear Children,

Summers are here in all its glory. And if summers are here holidays can't be too far behind. It's time to enjoy your vacations with family and friends. It is also time to learn new things from your surroundings and experiences. Explore new places, listen to stories, try new skills, draw and colour, play both indoor and outdoor games and keep yourself fit. We wish you an enjoyable and fun packed summer break from **JUNE 18TH, 2023**.

We will meet again after the vacation on 27TH AUGUST, 2023. Remember to bring along your Holiday Activity Folder.



HAPPY

HOLIDAYS!

INTEGRATED INDIAN SCHOOL
SUMMER HOLIDAY HOMEWORK

ENGLISH

Name: _____







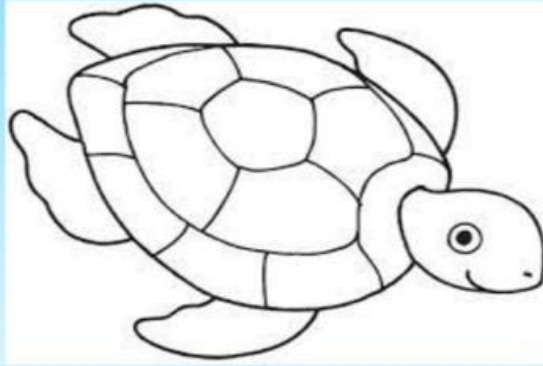
Class/Sec: _____

-
1. Make flash cards of any 10 opposite words.
 2. Pick any 50 easy words of your choice and form a dictionary.
 3. Stick five pictures to show singular and plural.
 4. Write five sentences on "MY PET" and MY SCHOOL.
 5. Prepare a model as shown in below image and write two lines on Andaman and Nicobar islands



6)

Cut out and paste all the 'sh' words in the baby turtles.

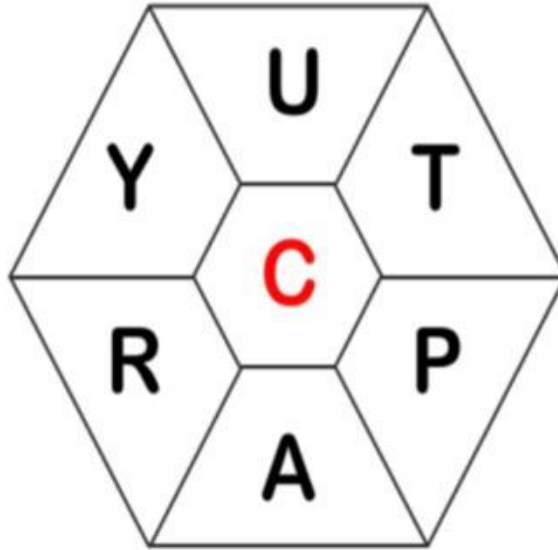


| | | | | | | |
|------|------|-------|-------|-------|------|------|
| when | ship | wish | short | lunch | moth | chin |
| the | fish | wheat | chew | bench | shop | rush |

71

Make a new word by combining the letters in the hexagon.

The central red letter should be kept common every time.



| | | |
|--|--|--|
| | | |
|--|--|--|

| | | |
|--|--|--|
| | | |
|--|--|--|

| | | |
|--|--|--|
| | | |
|--|--|--|

| | | |
|--|--|--|
| | | |
|--|--|--|

ABCDEFGHIJKLMNOPQRSTUVWXYZ

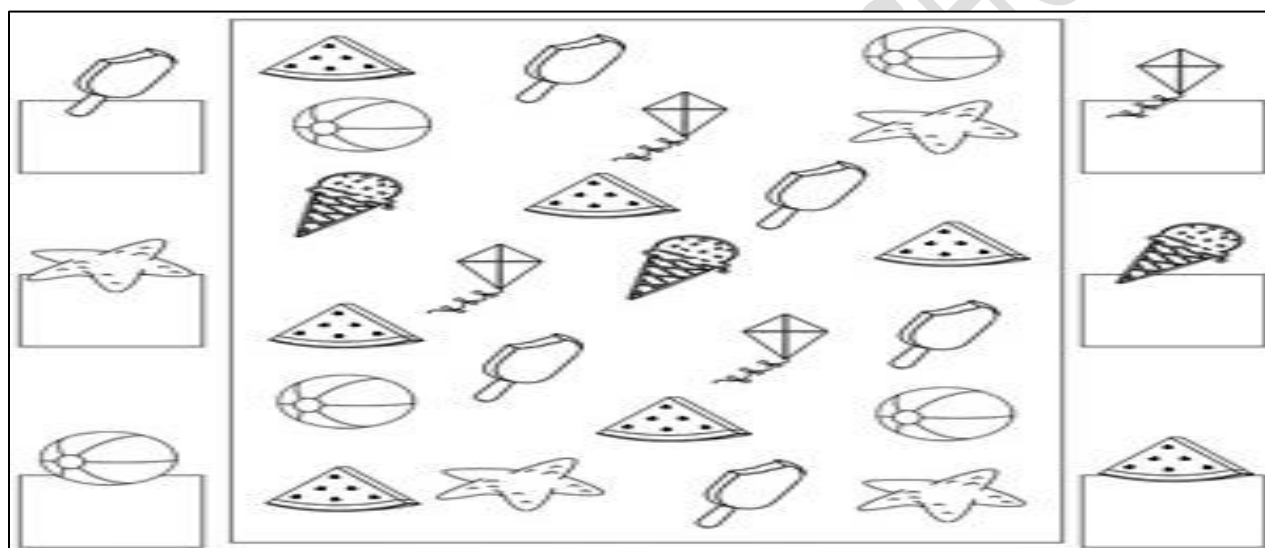
INTEGRATED INDIAN SCHOOL
SUMMER HOLIDAY HOMEWORK

MATHEMATICS

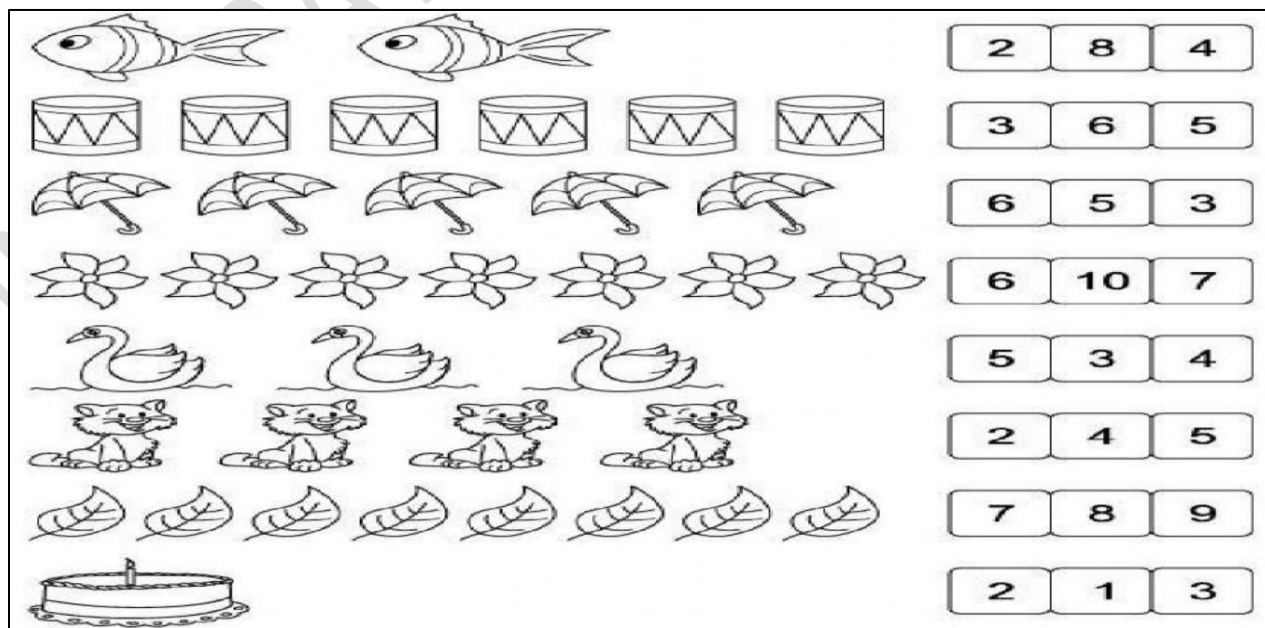
Name: _____

Class/Sec: _____


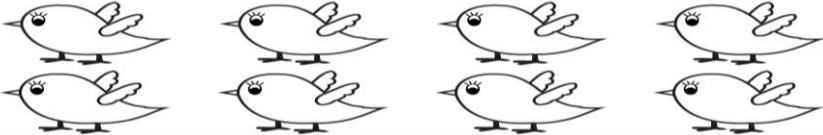
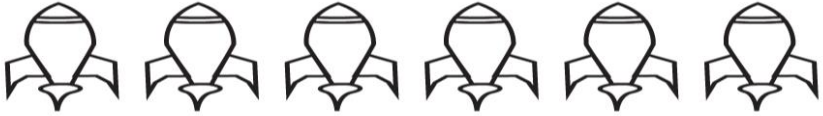


I. Count and Write.



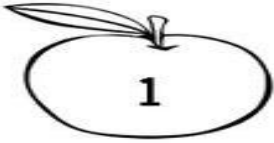






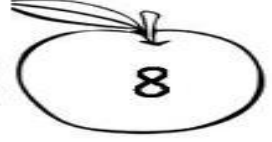


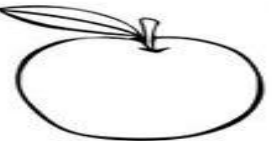
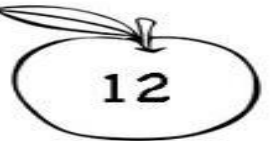
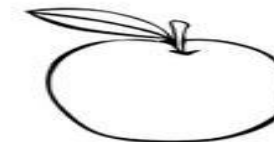

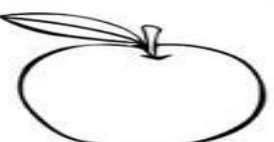


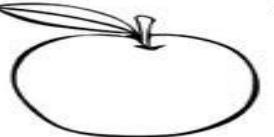


II. Count and Circle.

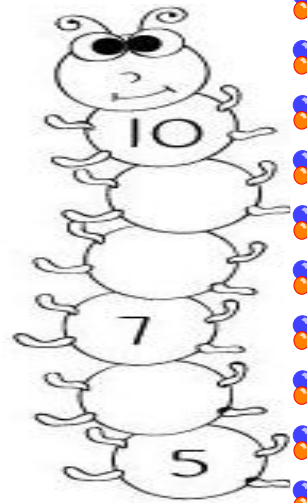
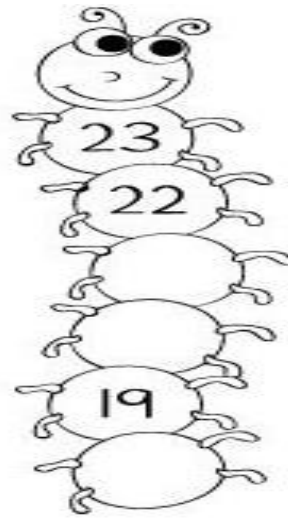
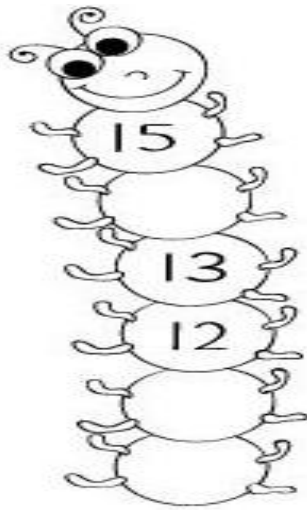
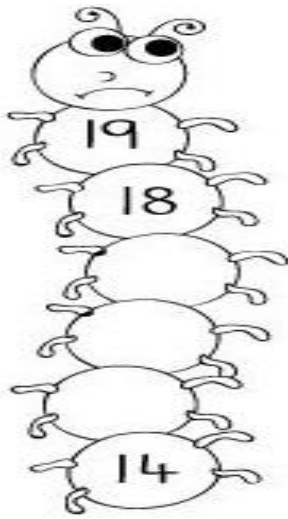


III. Count and Match.

| | |
|----|--|
| 5 |  |
| 10 |  |
| 2 |  |
| 6 |  |
| 8 |  |

IV. Fill in the Missing Numbers.

| | | | |
|---|---|--|---|
|  |  |  |  |
|  |  |  |  |
|  |  |  |  |
|  |  |  |  |
|  |  |  |  |



V. What Comes Before and After?











| | | |
|--|----|--|
| | 8 | |
| | 5 | |
| | 7 | |
| | 4 | |
| | 9 | |
| | 12 | |
| | 14 | |

| | | |
|--|----|--|
| | 1 | |
| | 6 | |
| | 2 | |
| | 3 | |
| | 10 | |
| | 13 | |
| | 11 | |
















VI. What comes in between?



VII. Picture Addition:

| | | | | |
|---|---|---|---|----------------------|
|  | + |  | = | <input type="text"/> |
| <input type="text"/> | | <input type="text"/> | | <input type="text"/> |
|  | + |  | = | <input type="text"/> |
| <input type="text"/> | | <input type="text"/> | | <input type="text"/> |
|  | + |  | = | <input type="text"/> |
| <input type="text"/> | | <input type="text"/> | | <input type="text"/> |
|  | + |  | = | <input type="text"/> |
| <input type="text"/> | | <input type="text"/> | | <input type="text"/> |
|  | + |  | = | <input type="text"/> |
| <input type="text"/> | | <input type="text"/> | | <input type="text"/> |

VIII. Picture Addition:

| | | | | | |
|----|---|---|----|---|---|
| 1. | $\begin{array}{r} 2 \\ + 7 \\ \hline \end{array}$ |  | 2. | $\begin{array}{r} 4 \\ + 3 \\ \hline \end{array}$ |  |
| | |  | | |  |
| 3. | $\begin{array}{r} 5 \\ + 0 \\ \hline \end{array}$ |  | 4. | $\begin{array}{r} 3 \\ + 5 \\ \hline \end{array}$ |  |
| | | | | |  |
| 5. | $\begin{array}{r} 2 \\ + 4 \\ \hline \end{array}$ |  | 6. | $\begin{array}{r} 1 \\ + 2 \\ \hline \end{array}$ |  |
| | |  | | |  |
| 7. | $\begin{array}{r} 1 \\ + 3 \\ \hline \end{array}$ |  | 8. | $\begin{array}{r} 2 \\ + 2 \\ \hline \end{array}$ |  |
| | |  | | |  |

IX. Horizontal Addition:

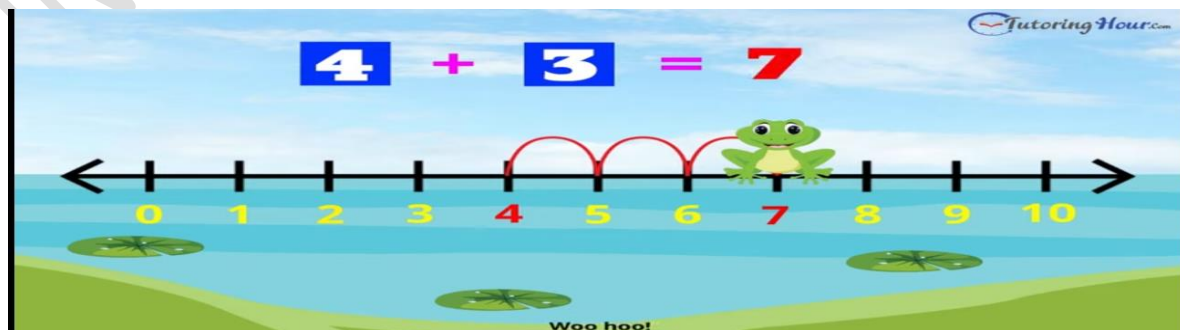
| | | |
|-------------------|-------------------|-------------------|
| $1 + 3 = \square$ | $3 + 4 = \square$ | $8 + 1 = \square$ |
| $4 + 2 = \square$ | $6 + 1 = \square$ | $2 + 7 = \square$ |
| $7 + 1 = \square$ | $3 + 3 = \square$ | $9 + 1 = \square$ |
| $2 + 0 = \square$ | $4 + 6 = \square$ | $2 + 2 = \square$ |
| $5 + 4 = \square$ | $5 + 5 = \square$ | $3 + 5 = \square$ |

X. Vertical Addition:

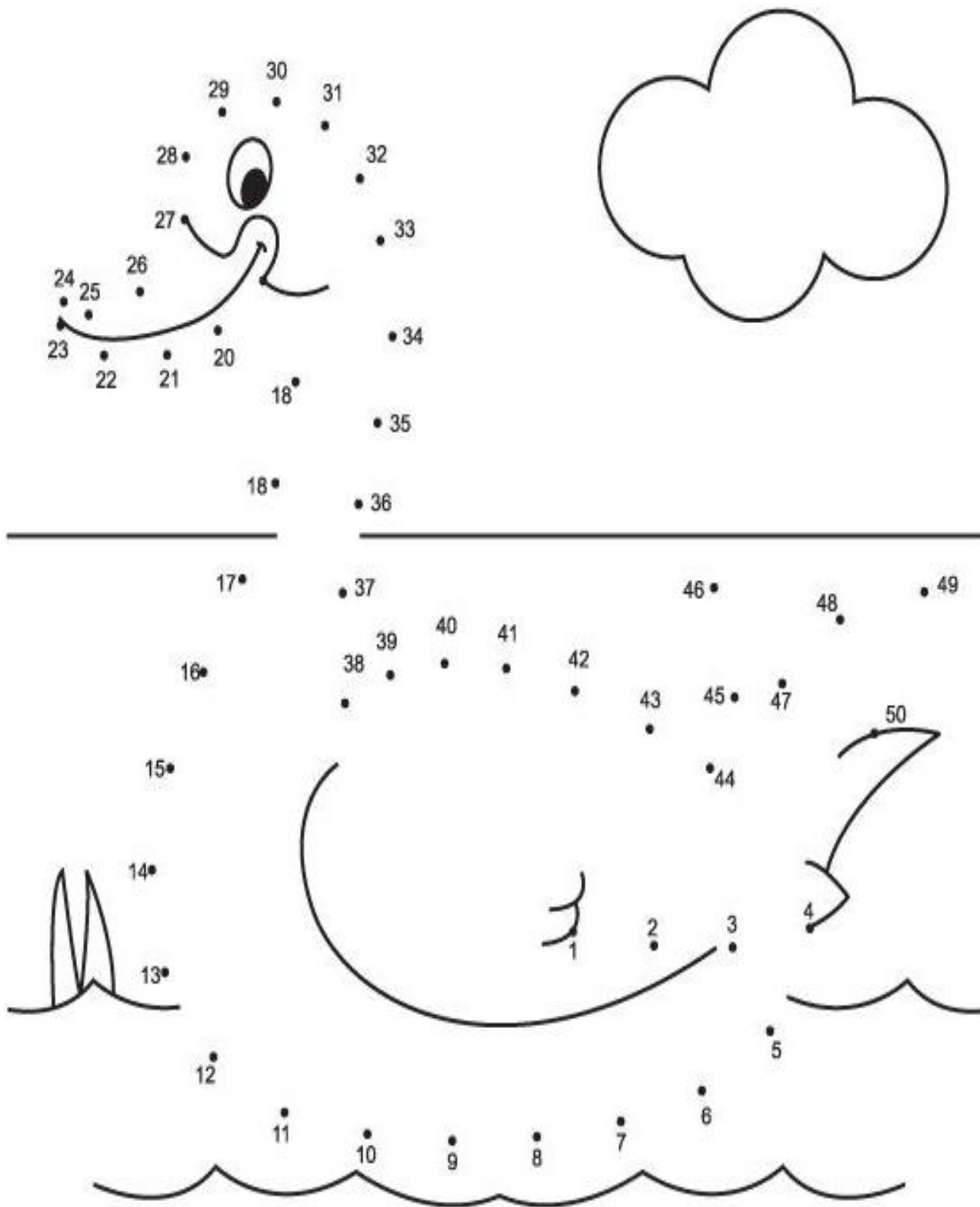
| | | |
|--|--|--|
| 1) $\begin{array}{r} 2 \\ + 2 \\ \hline \end{array}$ | 2) $\begin{array}{r} 1 \\ + 7 \\ \hline \end{array}$ | 3) $\begin{array}{r} 8 \\ + 2 \\ \hline \end{array}$ |
| 4) $\begin{array}{r} 1 \\ + 4 \\ \hline \end{array}$ | 5) $\begin{array}{r} 2 \\ + 3 \\ \hline \end{array}$ | 6) $\begin{array}{r} 6 \\ + 1 \\ \hline \end{array}$ |
| 7) $\begin{array}{r} 7 \\ + 2 \\ \hline \end{array}$ | 8) $\begin{array}{r} 5 \\ + 4 \\ \hline \end{array}$ | 9) $\begin{array}{r} 5 \\ + 5 \\ \hline \end{array}$ |

XI. Learn and write the Numbers name from 1 to 100.

XII. Make ADDITION USING NUMBERLINE project for maths activity.



XIII. Join the dots and Colour the picture.



INTEGRATED INDIAN SCHOOL
SUMMER HOLIDAY HOMEWORK

EVS

Name: _____

Class/Sec: _____

1. Find and circle the words hidden in the puzzle. The words had been placed horizontally and vertically.



| | | | | | | | |
|---|---|---|---|---|---|---|---|
| E | Y | E | A | F | G | A | A |
| I | P | C | O | E | A | R | B |
| R | B | E | H | I | C | M | I |
| C | A | F | A | R | D | I | M |
| A | L | O | N | B | E | D | O |
| H | E | A | D | I | G | C | U |
| O | G | C | E | F | O | O | T |
| P | S | I | D | O | B | F | H |



- MOUTH
- HAND
- LEGS
- FOOR
- HEAD
- EYE
- EAR
- ARM












II. Classify the following food item and draw the pictures to its taste:



| SWEET | SOUR | SALTY | BITTER |
|-------|------|-------|--------|
| | | | |
| | | | |
| | | | |

III. Get dressed for the weather:

| | | | | |
|---|--|--|---|---|
|  IT'S RAINY | I put on my |  IT'S SUNNY | I put on my | |
|  COAT |  T-SHIRT |  JUMPER |  SANDALS |  HAT |
|  GLOVES |  BOOTS |  SHORTS |  SCARF |  PANTS |
|  DRESS |  SKIRT |  JACKET |  SOCKS |  SUNGLASSES |

IV. Fill in the blanks:

1. I kick with my _____.
2. I talk with my _____.
3. I touch with my _____.
4. I see with my _____.
5. I taste with my _____.

6. I listen to music with my _____.

7. I bite and chew with my _____.

8. I smell with my _____.

9. I feel with my _____.

10. I hold balloons with my _____.

V. Fill in the missing letters in family words:



g r _ n d f _ t h _ r

g r _ n d m _ t h _ r



f _ t h _ r

m _ t h _ r



b r _ t h _ r

s _ s t _ r



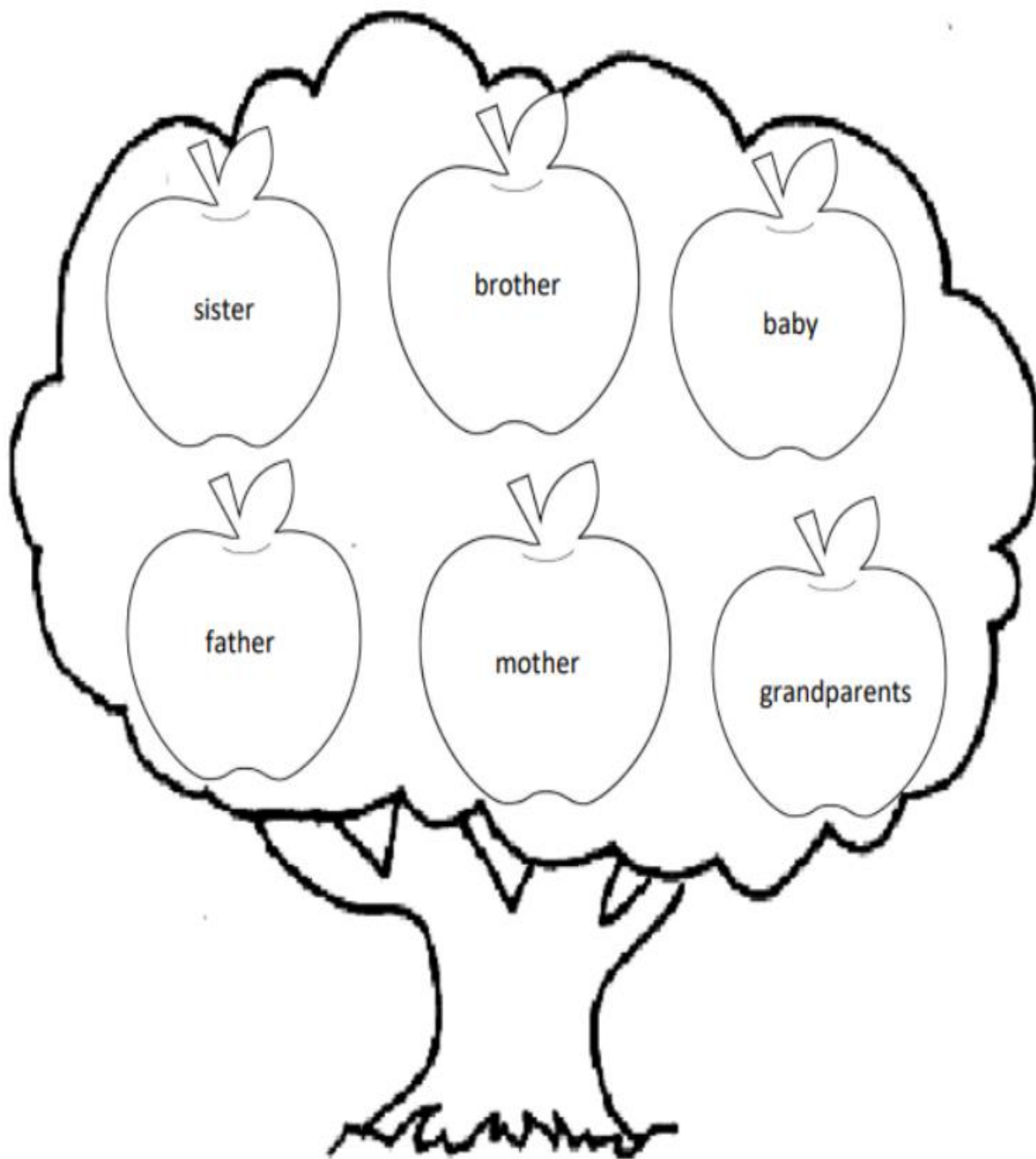
_ n c i _

_ _ n t



c _ _ s _ n

VI. Paste the pictures of your family members in the family tree and colour it.



I LOVE MY _____

INTEGRATED INDIAN SCHOOL
SUMMER HOLIDAY HOMEWORK

BANGLA

Name: _____

Class/Sec: _____

-
1. Write Shorborno and Benjonborno **daily one time** in a separate single lined notebook. (Not in class work notebook)
 2. Make a chart with pictures of Shorborno.
 3. Write a rhyme on an A4 size paper with the relevant picture and make it colorful as per your choice.
 4. Make blocks using materials of your choice (clay, craft papers, plasticine) displaying Benjonborno.

INTEGRATED INDIAN SCHOOL
SUMMER HOLIDAY HOMEWORK

HINDI

Name: _____

Class/Sec: _____

1.

1 स्वर – खाली स्थान में सही वर्ण भरो –

— आ, — ई, — ऊ, — ऐ — औ — अं —।

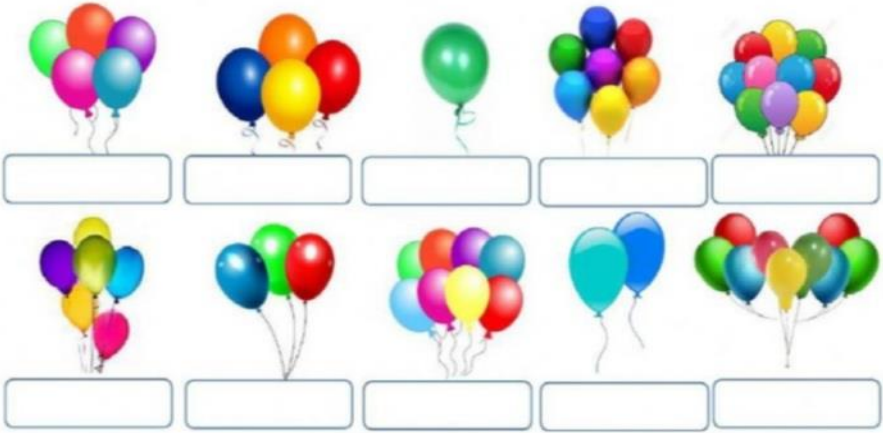
2 व्यंजन – खाली स्थान में चित्र देखकर सही वर्ण भरो

| | | | | | | |
|---|---|---|---|---|---|---|
|  | क | — | ग | — | ङ |  |
|  | — | छ | — | झ | ञ |  |
|  | — | ठ | ड | — | ण |  |
|  | त | थ | — | ध | — |  |
|  | प | — | ब | भ | — |  |
|  | य | र | — | — | |  |
|  | श | — | स | — | |  |



2. अंकों से सही नाम चुनिए ।

1. अंकों के सही नाम चुनिए :



आठ चार छह दस एक

तीन सात दो पाँच नौ

3. बारहखड़ी पूरी करो ।

| | | | | | | | | | | | |
|---|----|----|----|----|----|----|----|----|----|----|----|
| क | का | कि | की | | कू | के | | को | | कं | कः |
| ल | | | ली | लु | | ले | लै | | लौ | | लः |
| प | पा | पि | | पु | पू | | | पो | पौ | पं | |
| श | शा | | | | शू | शे | शै | | | शं | |
| ट | | | टी | टु | | | | टो | | | टः |

4.

वर्ग पहली में अ/ आ/ इ/ ई की मात्रा से दिये चित्र देखकर उनके नाम ढूँढो।

| | | | | |
|-----|----|----|----|----|
| न | ल | म | छ | ली |
| ग | सी | क | म | ल |
| आ | म | ना | का | प |
| दी | प | क | स | ह |
| ला | ल | गी | छा | ता |
| प | पी | ता | ही | ली |
| ड़ि | प | गी | नी | ला |



5. अंडमान और निकोबर द्वीप में पाए जाने वाले फल और सब्जियों के नाम सचित्र लिखो ।

Do the above work in the CHART PAPER.

INTEGRATED INDIAN SCHOOL
SUMMER HOLIDAY HOMEWORK

SPECIAL ENGLISH

Name: _____

Class/Sec: _____

Fill in the Vowels with our friend Super  Snail






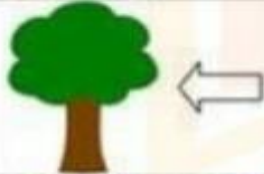



| | | |
|---|--|--|
|  ...ppl... |  s...n |  c...t |
|  p...g |  ...gg |  tr...ck |
|  f...sh |  b...ll |  h...n |
|  d...g |  r...bb...t |  p...nc...l |
|  h...t |  ...nk |  d...ck |
|  b...sh |  b...n... |  ch.....n |
|  g...ft |  b...g |  ...wl |

this

that

these

those

| | |
|---|----------------|
|  | What is |
|  | What is |
|  | What are |
|  | What are |
|  | What are |
|  | What is |
|  | What are |
|  | What is |
|  | What are |

Nouns

Drag the picture to the correct column.



dog



table



teacher



bird



school



father



church



mobile

| People | Places | Animals | Things |
|--------|--------|---------|--------|
| | | | |
| | | | |

Read the sentences and check the pronouns that can replace the underlined words.

James is good at soccer.

I

He

Me



My mother likes red roses.

She

Her

He



Jane and Sally are twins.

She

We

They



I put the book on the shelf.

we

it

she



My family went on a picnic on Sunday.

Us

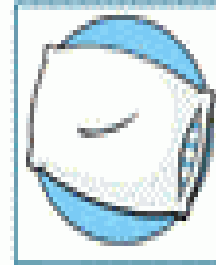

He

We



Draw a line to match each picture with its opposite.

day



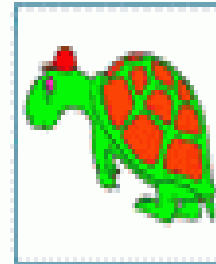

soft

asleep



hungry

hard




slow

full



night

fast



awake

Read the following passage and answer the questions :

Mat the Dog



I have a dog.

His name is Mat.

My dog is big.

My dog is brown.

Questions

1. I have a _____

- a. pig b. dog c. frog

2. His name is _____

- a. Max b. Mat c. Rex

3. My dog is _____

- a. big and brown b. little and brown
c. big and little

INTEGRATED INDIAN SCHOOL
SUMMER HOLIDAY HOMEWORK

URDU

Name: _____

Class/Sec: _____

1. حروف تہجی ا سے ے تک 5 بار لکھ کر لانا۔

2. بات ، مات ، ٹاٹ ، نان ، پان ، آیا ، جانا آنا پانا ان الفاظ کو خوش

خط میں لکھ کر لانا

3. پانچ پھلوں کے نام ، سبزیوں کے نام اور رنگوں کے نام لکھ

کر لانا۔

4. اپنی مرضی کے پانچ پھلوں کی تصویر بنائیں اور ان میں روگ

بھریں اور ان کے نام بھی لکھیے۔